
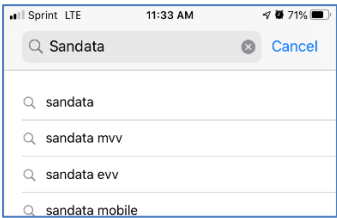
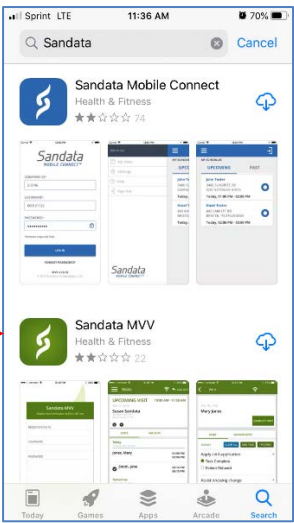
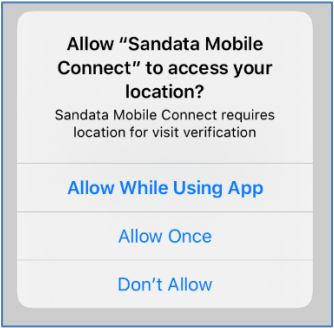
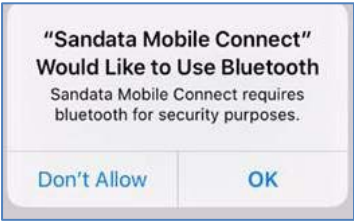


# Downloading the Sandata Mobile Connect APP from the App Store for iOS/iPhone.

**First**, ensure you have an internet connection on your phone via either WIFI or your cellular connection (data plan). When using your cellular plan (data) to download the **Sandata Mobile Connect** APP and/or accessing the App Store, carrier charges may apply depending on your data plan. Please check with your provider.

<p>On your iPhone, locate and tap the <b>App Store</b> icon.</p>	
<p>When in the App Store, tap the <b>Search</b> icon at the bottom right of the screen.</p> <p>When the search screen displays, enter “Sandata” into the search field. Tap <b>Search</b>.</p>	
<p>Tap the <b>Sandata Mobile Connect</b> App. Tap the <b>GET</b> or <b>Cloud</b> icon and the download will start. When the download is completed, an <b>Open</b> button will display.</p> <p><b>NOTE:</b> Do <b>NOT</b> download the Sandata “MVV” version</p>	
<p>The first time you tap on the <b>Sandata Mobile Connect</b>, a pop-up displays asking “Allow Sandata Mobile Connect to access your location? Sandata Mobile Connect requires location for visit verification. Tap <b>Allow</b> While Using App.</p>	
<p>Another message will display asking “Sandata Mobile Connect Would Like to Use Bluetooth. Sandata Mobile Connect requires Bluetooth for security purposes”. Tap <b>OK</b>.</p>	

## Step by Step Instructions:

---

### STEP 1.

- On your iPhone, locate and tap the App Store icon.

### STEP 3.

- When in the App Store, tap the **Search** icon at the bottom right of the screen.

### STEP 4.

- When the search screen displays, enter “Sandata” into the search field. Tap **Search**.

### STEP 5.

- Tap the **Sandata Mobile Connect** App in the Apps listed. Tap the **GET** or **Cloud** icon and the download will start. When the download is completed, an **Open** button will display.
- **Note: Do not tap on the “MVV” version.**

### STEP 6.

- If you go back to the Home screen, you will see **Sandata Mobile Connect icon** added to your screen indicating that the app has been successfully reinstalled.

### STEP 7.

- The first time you tap on the **Sandata Mobile Connect**, a pop-up displays asking “*Allow Sandata Mobile Connect to access your location? Sandata Mobile Connect requires location for visit verification.* Tap **Allow** While Using App.
- Another message will display asking “*Sandata Mobile Connect Would Like to Use Bluetooth. Sandata Mobile Connect requires Bluetooth for security purposes*”. Tap **OK**.